



lumini Solucoes em Iluminacao LTDA
www.lumini.com.br
Email:laboratorio@lumini.com.br
Tel:+55 11 3437-5555 Fax:+55 11 3437-5555
Address:Rua Ferreira Viana, 716 - Socorro - São Paulo/SP

lumini

LumCAT:

Luminaire: concentra flex 50 c serie 3 fc

LampCAT: 3x modulo led 12W 30K irc 90

Ballast type: led driver 700mA

Report No:

Voltage(V): 127.5900

Test No:

Current(A): 0.3020

Number of Lamps: 1

Power (W): 38.3020

Lamp flux(lm): 4072.0

PF: 0.9940

Length(mm): 550

Width(mm): 40

Phm Type: C

Height(mm): 0

Photometric Results

Lumens(lm): 2842.28, Efficiency(%): 69.80% , Luminous Efficacy(lm/W): 74.21

Central intensity(cd): 16528.750, Maximum intensity(cd): 16528.750

Angle of maximum intensity: C=0.0 γ =0.0

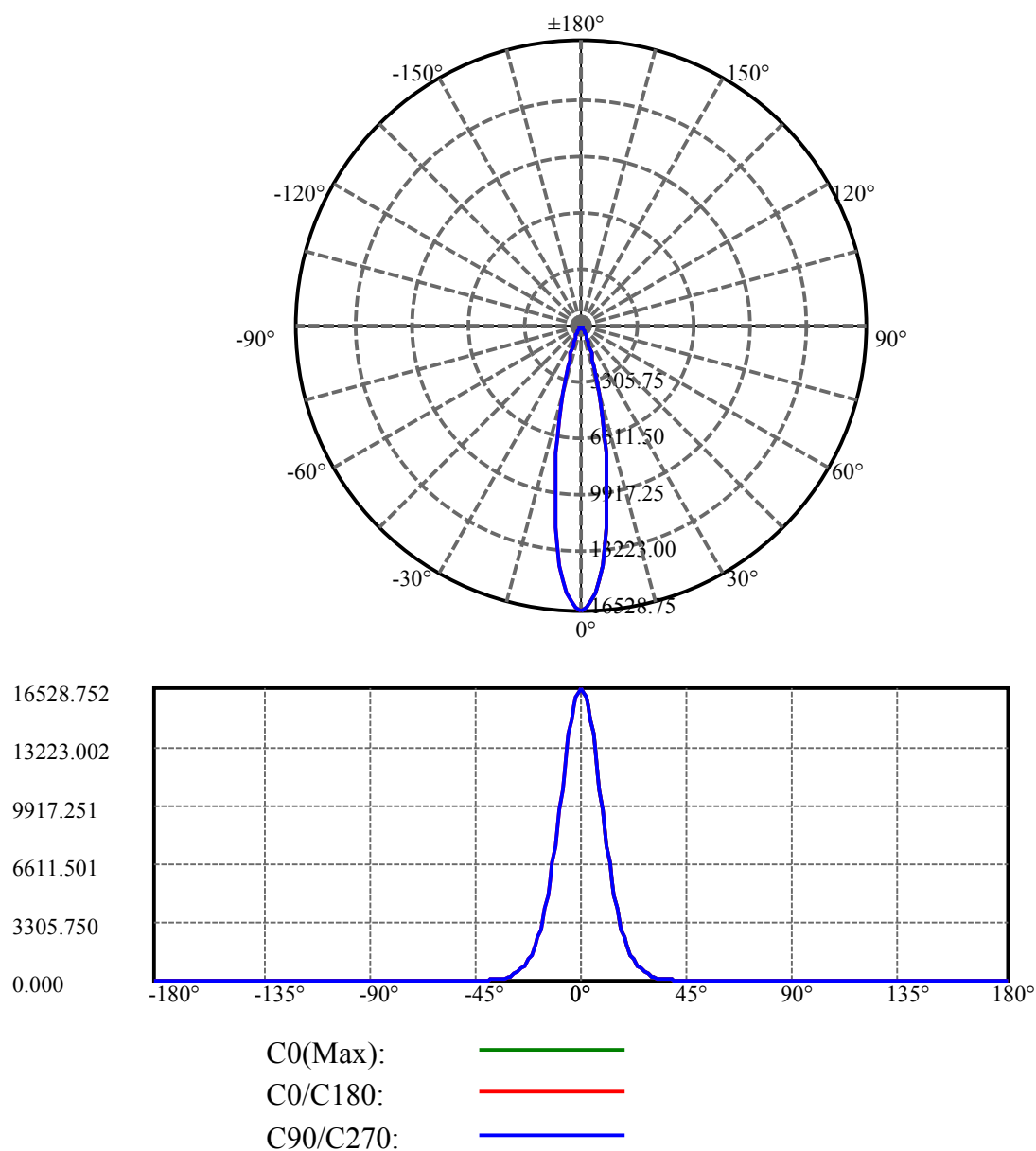
Beam angle of C0 plane : 20.70

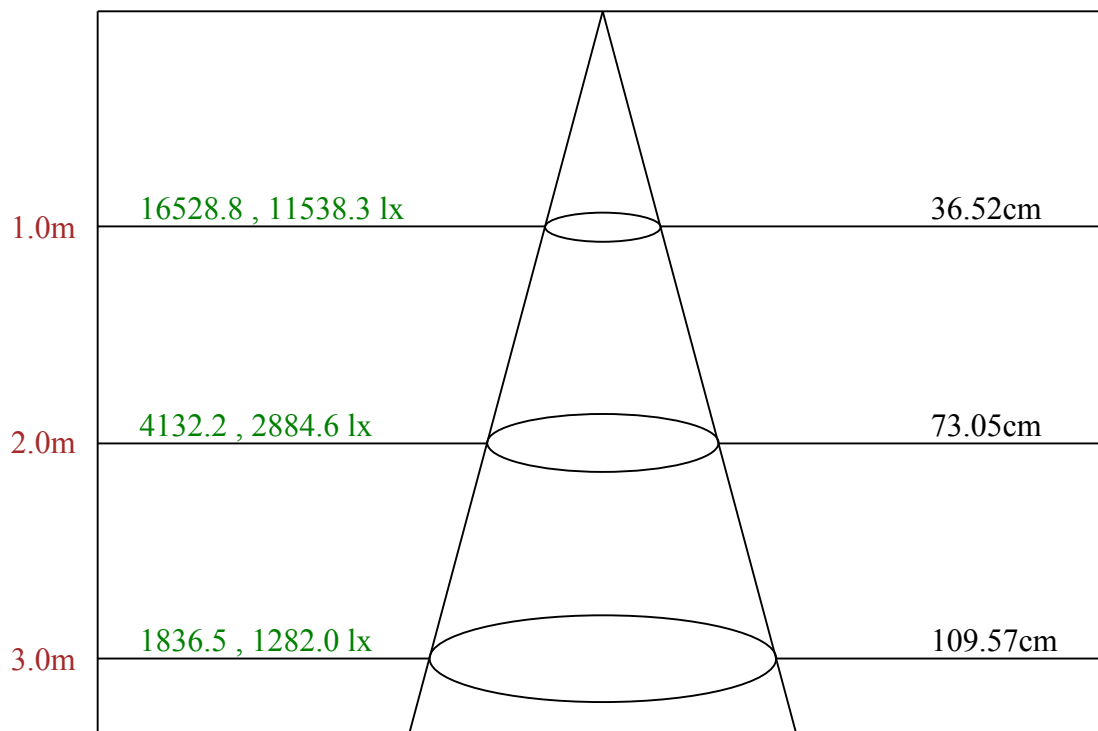
Aveage BeamAngle(IEC 61341):20.70

Equipment: equipamento lumini
Temperature(°C): 25.5

Date: 08/05/2025
Humidity(%): 60.0%

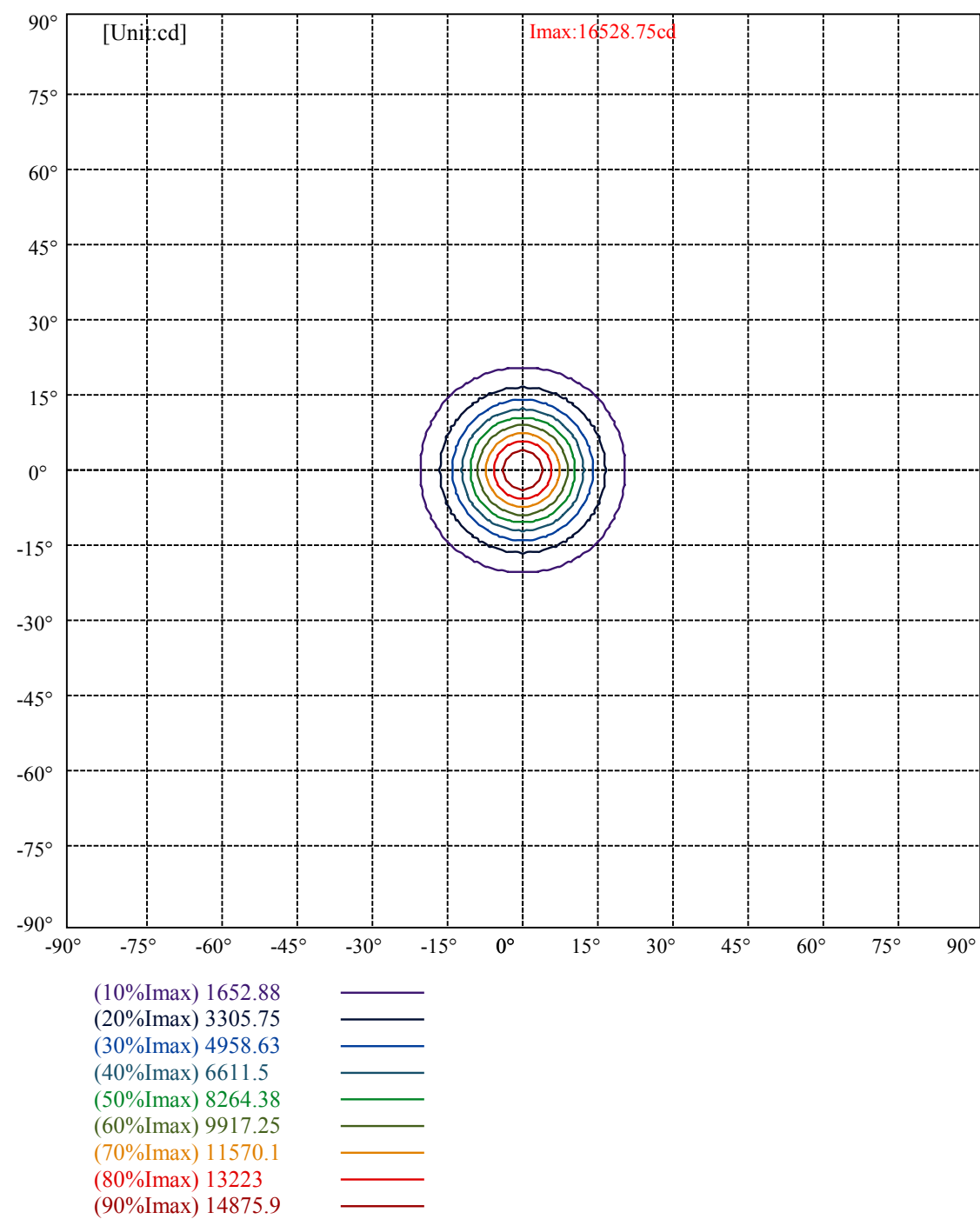
Operator: 01
Distance(m): 6.90





Max , Ave

Beam angle of C0 plane 20.70



lumini

Luminance Limiting Curve(no luminous side)

Appendix Page: 5 Total:6

Luminance Table

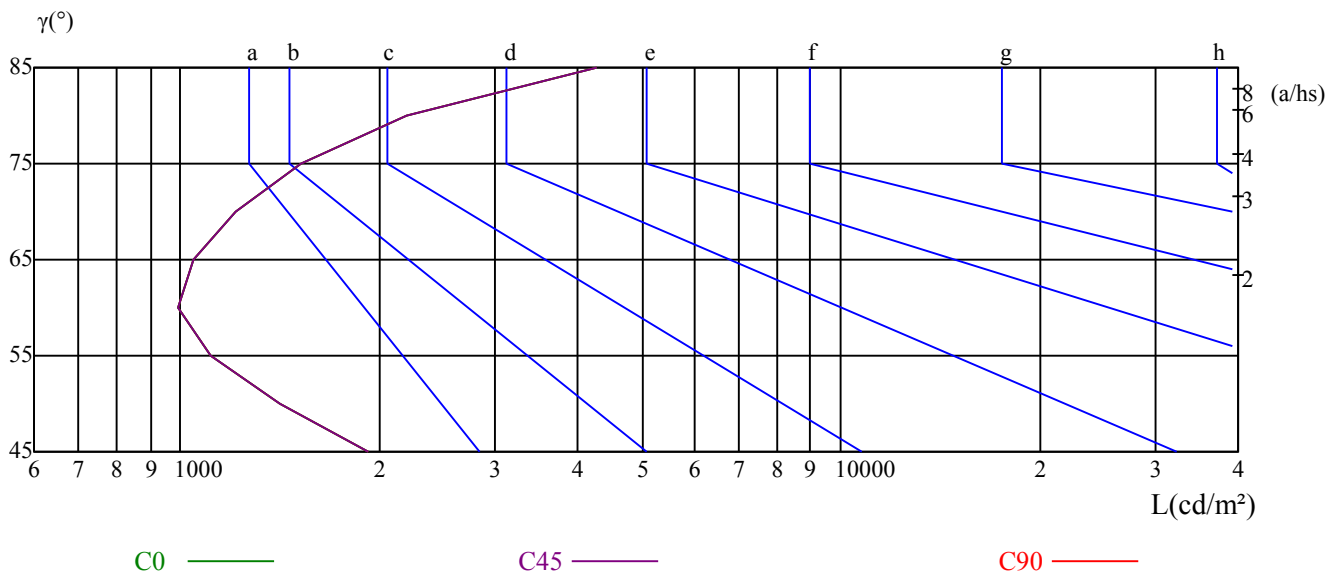
γ	45	50	55	60	65	70	75	80	85
C0	1922	1414	1112	991	1047	1210	1525	2198	4271
C45	1922	1414	1112	991	1047	1210	1525	2198	4271
C90	1922	1414	1112	991	1047	1210	1525	2198	4271

L(Hor)(65)	L(Ver)(65)	L45(65)	L(Hor)(75)	L(Ver)(75)	L45(75)	L(Hor)(85)	L(Ver)(85)	L45(85)
1047	1047	1047	1525	1525	1525	4271	4271	4271

Glare Table

Glare	Quality	Service Values Illuminance(lx)							
1.15	A	2000	1000	500	≤ 300				
1.5	B		2000	1000	500	≤ 300			
1.85	C			2000	1000	500	≤ 300		
2.2	D				2000	1000	500	≤ 300	
2.55	E					2000	1000	500	≤ 300
		a	b	c	d	e	f	g	h

Luminance Limiting Curve



Equipment: equipamento lumini
Temperature($^{\circ}$ C): 25.5

Date: 08/05/2025
Humidity(%): 60.0%

Operator: 01
Distance(m): 6.90

Illumination assessment according UGR											
Rf of Ceiling		70	70	50	50	30	70	70	50	50	30
Rf of Wall		50	30	50	30	30	50	30	50	30	30
Rf of Floor		20	20	20	20	20	20	20	20	20	20
Room dimensions		Viewed crosswise					Viewed endwise				
X	Y										
2H	2H	5.68	6.57	6.08	6.92	7.29	5.28	6.18	5.69	6.53	6.90
	3H	6.30	7.10	6.73	7.47	7.87	5.93	6.72	6.35	7.10	7.50
	4H	6.88	7.62	7.32	8.01	8.43	6.51	7.25	6.95	7.64	8.06
	6H	7.82	8.49	8.27	8.90	9.35	7.45	8.12	7.90	8.54	8.98
	8H	8.44	9.08	8.90	9.50	9.96	8.08	8.72	8.54	9.14	9.60
	12H	9.24	9.85	9.70	10.28	10.75	8.91	9.51	9.37	9.95	10.41
4H	2H	5.67	6.41	6.11	6.80	7.22	5.32	6.05	5.76	6.45	6.87
	3H	6.56	7.18	7.02	7.61	8.08	6.24	6.85	6.70	7.29	7.75
	4H	7.43	7.97	7.91	8.43	8.92	7.12	7.65	7.59	8.11	8.61
	6H	8.65	9.12	9.16	9.61	10.11	8.33	8.80	8.84	9.29	9.79
	8H	9.48	9.91	10.00	10.41	10.93	9.17	9.60	9.69	10.10	10.62
	12H	10.51	10.91	11.04	11.40	11.97	10.22	10.62	10.74	11.11	11.68
8H	4H	7.73	8.17	8.26	8.67	9.18	7.46	7.90	7.98	8.39	8.91
	6H	9.26	9.62	9.80	10.13	10.69	9.00	9.35	9.54	9.87	10.42
	8H	10.36	10.66	10.93	11.21	11.76	10.10	10.40	10.67	10.95	11.50
	12H	11.66	11.88	12.23	12.43	13.00	11.41	11.64	11.99	12.19	12.76
12H	4H	7.83	8.23	8.36	8.72	9.29	7.58	7.98	8.10	8.47	9.03
	6H	9.52	9.82	10.09	10.37	10.92	9.28	9.58	9.85	10.13	10.67
	8H	10.70	10.92	11.28	11.47	12.04	10.47	10.69	11.04	11.24	11.81
Variation with the observer position at spacings:											
S = 1.0H		1.6/-1.1					1.6/-1.1				
S = 1.5H		1.8/-1.2					1.8/-1.2				
S = 2.0H		2.1/-1.2					2.1/-1.2				
Standard tables:		BKBF					BKBF				
Uncorrected UGR		-7.0					-7.0				

依据CIE Publ. 117 计算 UGR, S/H = 0.25